

# 19" Double Section Wall Mounted Racks

## 6/9/12/18RU

### Features

REDBACK RACKS have designed our products to make them easier to use and quicker to install. This includes features such as:

- Quick mounting wall mount brackets
- Compatible with our SA.6502 quick mount fan system
- Pre fitted shelf/s on 4 x adjustable 19" uprights
- Includes bag of extra cage nuts
- Top bottom and rear cable access and punchouts
- Removeable side panels
- Glass lockable front door with easy flow ventilation sides
- Takes a range of accessories design for easy fit out and quick installation
- Multiple earthing points

Reliability and quality is paramount for REDBACK RACKS, rest assured all items have:

- Internal welded frame
- Metal thickness of 1mm (1.2mm on brackets)
- Powder coated finish
- 60KG loading limit
- IP20 rated




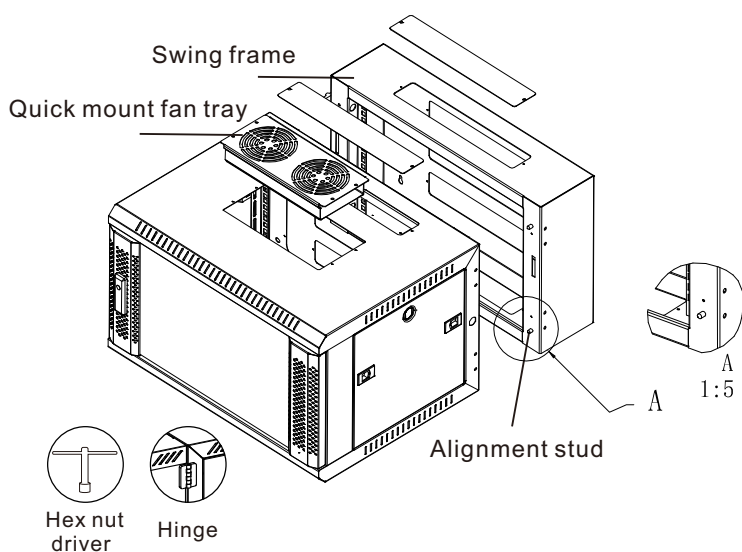
### Standards

- Complies with ANSI/EIA RS-310-D
- DIN41497 part 1
- IEC297-2, DIN41494 part 7

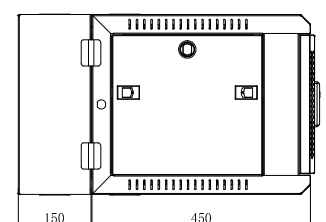
### Contents include

- 1x REDBACK RACK
- 1x Swing Frame (double hinged extension)
- 20x Cage nuts
- Fixed shelf/s (installed)
- Removeable side panels (installed)

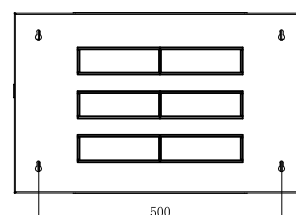
### Structure



Front



Side



Rear


## Accessories



**PDU**  
SA.0806 6 Aus outlets, horizontal  
SW.0816 16 Aus outlets, horizontal




**Digital temperature unit**  
SA.4903 1RU




**Fan Tray**  
SA.6502



**1RU Fan unit with 4 fans**  
SA.2904



**2 x L Rails**  
SA.3845 for 450-depth cabinets




**Fixed shelf**  
SW.0245 for 450-depth cabinets  
**Cantilever shelf-III**  
SA.2452 2RU 15"



**Horizontal cable management - Slotted duct type**  
SA.1701 1RU  
SA.1702 2RU



**Blanking plate**  
SA.1201 1RU  
SA.1202 2RU  
SA.1203 3RU  
SA.1204 4RU



**Solid metal door**  
AW.1606 for 6RU  
AW.1612 for 12RU  
AW.1618 for 18RU



**Cage nuts - 20 sets** SA.5202  
**2 x Side locks** SW.4531



**Horizontal cable management - Loop type** SA.1801 1RU  
**Cable ring** SA.3400



**UPS**  
1-10KVA



**19" Rack mount DIN rail kit**  
DIN20-3RU 3RU



**Patch panels**  
Cat 6/24 1RU  
Cat 6a/24 1RU



**Swing Frame**  
SF.6606 6RU  
SF.6609 9RU  
SF.6612 12RU  
SF.6618 18RU

## Specifications

Model	Capacity	Height (mm)	Width (mm)	Depth (mm)	Weight (kg)	Shelves (pcs)	Cage Nuts (sets)
ZH.6606W	6RU	370	600	600	20.1	1	10
ZH.6609W	9RU	500			24.6	1	10
ZH.6612W	12RU	637			28.7	2	10
ZH.6618W	18RU	903			36.2	2	20

Specifications are subject to change without prior notice.

